

Signify Classified - Internal
Cooper Lighting Solutions Photometric Lab
1121 Highway 74 South
Peachtree City, GA 30269



Scaled data based on original data using
LM-79-2019 Approved Method: Electrical and Photometric Measurements of Solid-
State Lighting Products

Test Report Prepared for

Cooper Lighting Solutions

Brand: McGRAW-EDISON

Report Number: P642033

Luminaire Tested: GWS-SA6C-727-U-5NQ-W

Issue Date: 1/10/2023

Test Information

Test Method: LM-79-2019
Report Number: P642033
TEST IS SCALED FROM IESNA LM-79-08 TEST DATA (G2-2209-782-7)
Test Lab: COOPER LIGHTING SOLUTIONS
Issue Date: 1/10/2023
Manufacturer: COOPER LIGHTING SOLUTIONS
Product Line: McGRAW-EDISON
Catalog Number: GWS-SA6C-727-U-5NQ-W
Description: GALLEON WALL SLIM LUMINAIRE. (6) LIGHTSQUARES WITH 16 LEDS EACH AND TYPE V NARROW OPTICS
Light Source: (96) 2700K CCT, 70 CRI LEDS
Ballast/Driver: -

Summary

Lumens per Lamp: N/A
Luminaire Lumens: 24819.7 lumens
Efficiency: N/A
Efficacy: 131.2 lumens/watt
Luminous Opening: Rectangular (W 2' x L: 1' x H: 0')
IES Classification: Type V - Short
BUG Rating: B4 - U0 - G2

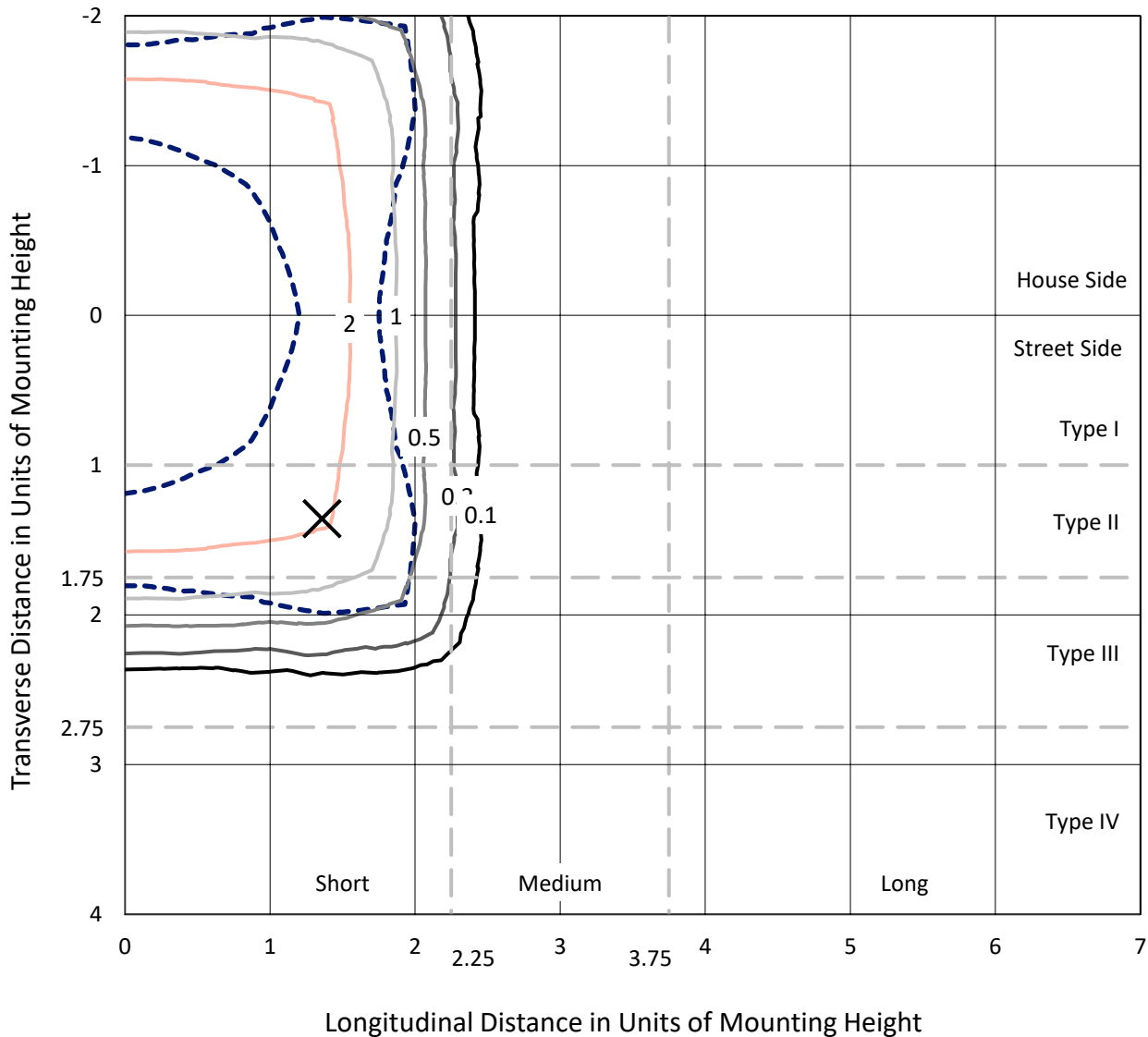
Input Watts (W): 189.2
Input Voltage (V): 120
Input Current (Ain): NR
Voltage Rise (V): NR
Power Factor: NR
Total Harmonic Distortion (THDi): NR
Frequency (hertz): 0
Stabilization Time: NR
Operation Time: NR
Ambient Temperature (°C): NR
Test Distance: 28.75 FT



REPORT NUMBER: P642033
 CATALOG NUMBER: GWS-SA6C-727-U-5NQ-W

Iso-Footcandle Lines of Horizontal Illumination

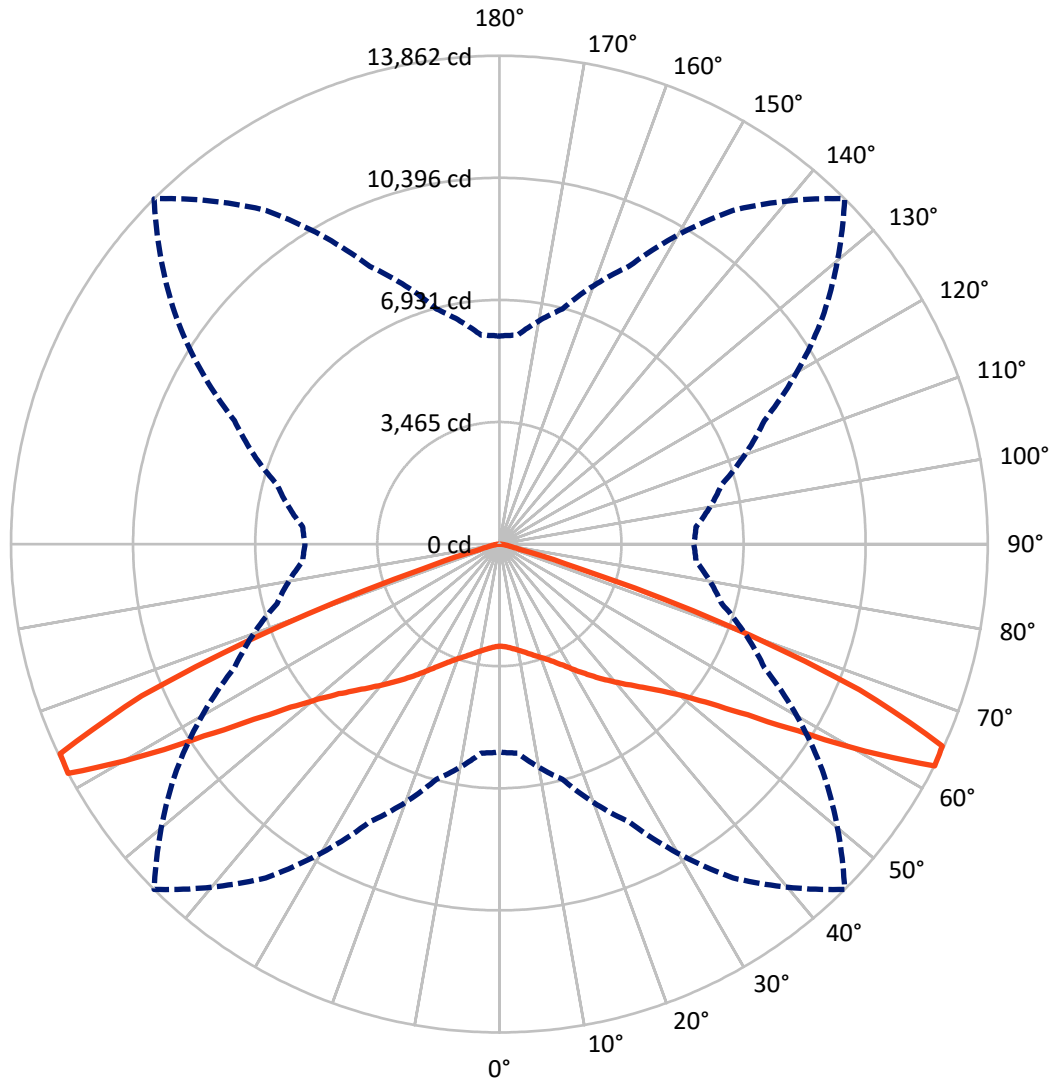
✕ Max cd
 - - - 1/2 Max cd



Based on 25 foot mounting height. Maximum calculated value = 4.7 fc
 Type V - Short - N/A

REPORT NUMBER: P642033
CATALOG NUMBER: GWS-SA6C-727-U-5NQ-W

Luminous Intensity Polar Plot



— Vertical Plane Through 45-Deg Lateral - - - Horizontal Cone Through 62.5-Deg Vertical

REPORT NUMBER: P642033

CATALOG NUMBER: GWS-SA6C-727-U-5NQ-W

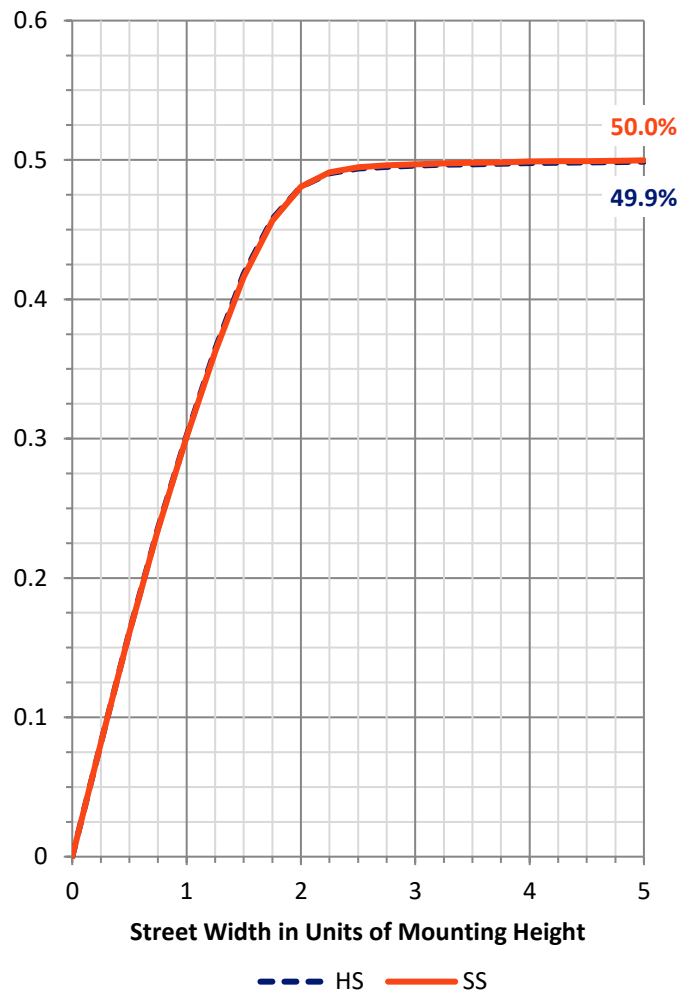
FLUX DISTRIBUTION:

| | | Downward | Upward | Total |
|--------------------|-----------|----------|--------|---------|
| House Side | Lumens | 12409.9 | 0.0 | 12409.9 |
| | % Fixture | 50.0 | 0.0 | 50.0 |
| Street Side | Lumens | 12409.9 | 0.0 | 12409.9 |
| | % Fixture | 50.0 | 0.0 | 50.0 |
| Total | Lumens | 24819.7 | 0.0 | 24819.7 |
| | % Fixture | 100.0 | 0.0 | 100.0 |

ZONAL LUMENS:

| Zone | Lumens | % Fixture |
|-----------|---------|-----------|
| 0°-10° | 284.1 | 1.1 |
| 10°-20° | 916.2 | 3.7 |
| 20°-30° | 1733.3 | 7.0 |
| 30°-40° | 2917.3 | 11.8 |
| 40°-50° | 4661.0 | 18.8 |
| 50°-60° | 7513.3 | 30.3 |
| 60°-70° | 6130.0 | 24.7 |
| 70°-80° | 595.3 | 2.4 |
| 80°-90° | 69.3 | 0.3 |
| 90°-100° | 0.0 | 0.0 |
| 100°-110° | 0.0 | 0.0 |
| 110°-120° | 0.0 | 0.0 |
| 120°-130° | 0.0 | 0.0 |
| 130°-140° | 0.0 | 0.0 |
| 140°-150° | 0.0 | 0.0 |
| 150°-160° | 0.0 | 0.0 |
| 160°-170° | 0.0 | 0.0 |
| 170°-180° | 0.0 | 0.0 |
| 0°-90° | 24819.7 | 100.0 |
| 0°-180° | 24819.7 | 100.0 |

Coefficient of Utilization



REPORT NUMBER: P642033

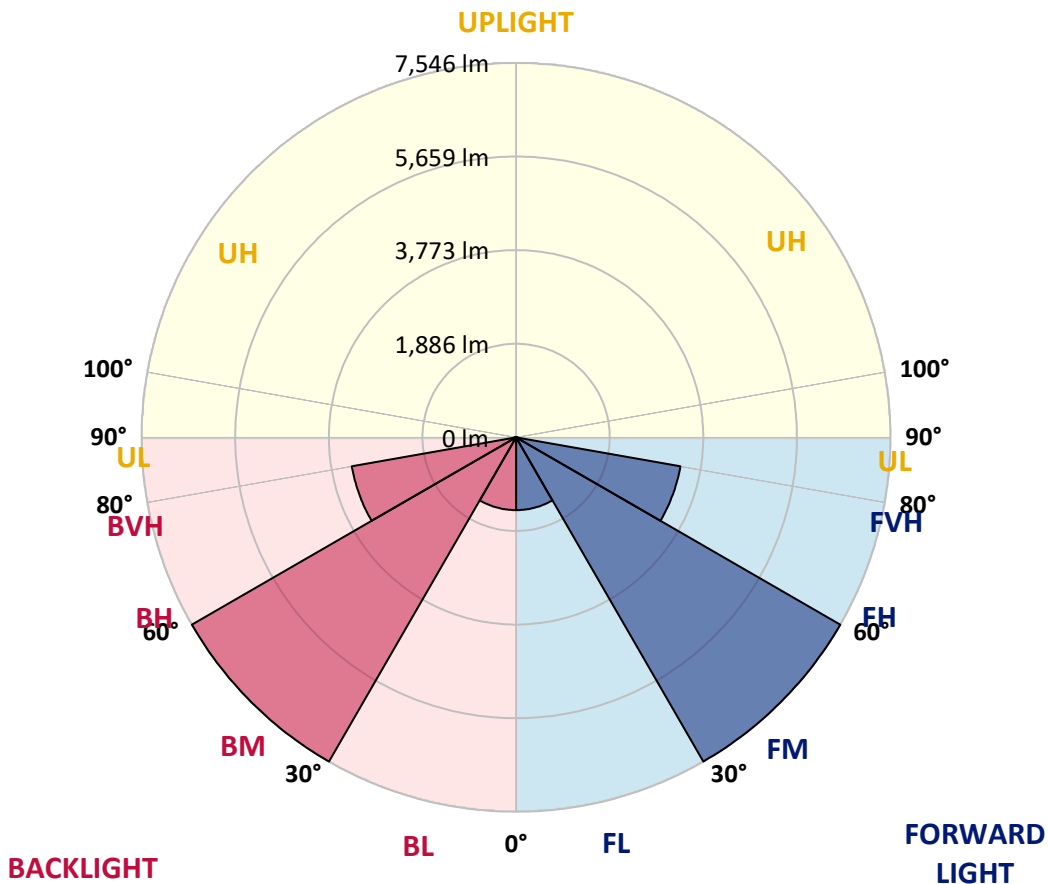
CATALOG NUMBER: GWS-SA6C-727-U-5NQ-W

LUMINAIRE CLASSIFICATION SYSTEM LUMEN TABLE AND BUG RATING:

| Zone | Lumens | % Fixture | Zone Rating/Lumen Limit | | |
|----------------|--------|-----------|-------------------------|------|---------|
| | | | B | U | G |
| FL (0°-30°) | 1466.7 | 5.9 | | | |
| FM (30°-60°) | 7545.8 | 30.4 | | | |
| FH (60°-80°) | 3362.7 | 13.5 | | | G2/5000 |
| FVH (80°-90°) | 34.6 | 0.1 | | | G1/100 |
| BL (0°-30°) | 1466.7 | 5.9 | B3/2500 | | |
| BM (30°-60°) | 7545.8 | 30.4 | B4/8500 | | |
| BH (60°-80°) | 3362.7 | 13.5 | B4/5000 | | G2/5000 |
| BVH (80°-90°) | 34.6 | 0.1 | | | G1/100 |
| UL (90°-100°) | 0.0 | 0.0 | | U0/0 | |
| UH (100°-180°) | 0.0 | 0.0 | | U0/0 | |

BUG Rating: B4-U0-G2

Type V Short





REPORT NUMBER: P642033
 CATALOG NUMBER: GWS-SA6C-727-U-5NQ-W

CANDELA DISTRIBUTION (FULL):

| | 0° | 5° | 15° | 25° | 35° | 45° | 55° | 65° | 75° | 85° | 90° |
|-------|--------|--------|--------|--------|---------|---------|---------|--------|--------|--------|--------|
| 0° | 2895.6 | 2895.6 | 2895.6 | 2895.6 | 2895.6 | 2895.6 | 2895.6 | 2895.6 | 2895.6 | 2895.6 | 2895.6 |
| 2.5° | 2892.1 | 2892.1 | 2899.0 | 2904.1 | 2900.7 | 2914.3 | 2912.6 | 2909.2 | 2907.5 | 2902.4 | 2917.7 |
| 5° | 2931.3 | 2931.3 | 2936.4 | 2941.5 | 2933.0 | 2950.0 | 2943.2 | 2939.8 | 2938.1 | 2931.3 | 2944.9 |
| 7.5° | 2975.6 | 2980.7 | 2982.4 | 2990.9 | 2985.8 | 3004.5 | 2999.4 | 2992.6 | 2989.2 | 2980.7 | 2992.6 |
| 10° | 3024.9 | 3028.3 | 3030.0 | 3045.4 | 3047.1 | 3069.2 | 3064.1 | 3055.6 | 3048.8 | 3040.2 | 3057.3 |
| 12.5° | 3091.3 | 3093.0 | 3098.1 | 3116.8 | 3122.0 | 3139.0 | 3137.3 | 3125.4 | 3116.8 | 3104.9 | 3123.7 |
| 15° | 3176.4 | 3178.1 | 3186.6 | 3205.4 | 3213.9 | 3234.3 | 3227.5 | 3208.8 | 3196.9 | 3183.2 | 3198.6 |
| 17.5° | 3264.9 | 3271.8 | 3280.3 | 3299.0 | 3310.9 | 3334.7 | 3326.2 | 3305.8 | 3295.6 | 3282.0 | 3292.2 |
| 20° | 3379.0 | 3380.7 | 3385.8 | 3406.2 | 3414.7 | 3442.0 | 3443.7 | 3423.3 | 3418.1 | 3404.5 | 3419.9 |
| 22.5° | 3505.0 | 3506.7 | 3511.8 | 3533.9 | 3549.2 | 3566.2 | 3576.5 | 3564.5 | 3556.0 | 3539.0 | 3557.7 |
| 25° | 3644.5 | 3661.6 | 3666.7 | 3693.9 | 3710.9 | 3721.2 | 3733.1 | 3728.0 | 3716.0 | 3695.6 | 3704.1 |
| 27.5° | 3840.3 | 3843.7 | 3852.2 | 3882.9 | 3893.1 | 3903.3 | 3915.2 | 3916.9 | 3899.9 | 3876.1 | 3888.0 |
| 30° | 4063.3 | 4061.6 | 4080.3 | 4104.2 | 4112.7 | 4121.2 | 4138.2 | 4148.4 | 4126.3 | 4100.8 | 4112.7 |
| 32.5° | 4291.4 | 4311.8 | 4335.7 | 4357.8 | 4352.7 | 4356.1 | 4383.3 | 4402.1 | 4371.4 | 4325.5 | 4335.7 |
| 35° | 4548.5 | 4562.1 | 4592.7 | 4625.1 | 4618.2 | 4613.1 | 4630.2 | 4648.9 | 4606.3 | 4546.7 | 4562.1 |
| 37.5° | 4812.3 | 4832.7 | 4878.7 | 4917.8 | 4907.6 | 4883.8 | 4902.5 | 4923.0 | 4882.1 | 4814.0 | 4807.2 |
| 40° | 5106.8 | 5139.1 | 5205.5 | 5237.9 | 5210.6 | 5164.7 | 5197.0 | 5246.4 | 5205.5 | 5127.2 | 5108.5 |
| 42.5° | 5452.4 | 5491.5 | 5557.9 | 5607.3 | 5547.7 | 5472.8 | 5527.3 | 5598.7 | 5588.5 | 5484.7 | 5452.4 |
| 45° | 5879.6 | 5905.2 | 5986.9 | 6010.7 | 5922.2 | 5818.3 | 5917.1 | 6026.0 | 6000.5 | 5888.1 | 5845.6 |
| 47.5° | 6344.3 | 6383.5 | 6455.0 | 6499.2 | 6356.3 | 6226.9 | 6364.8 | 6511.2 | 6483.9 | 6378.4 | 6329.0 |
| 50° | 6936.7 | 6987.8 | 7081.4 | 7118.9 | 6921.4 | 6773.3 | 6950.3 | 7135.9 | 7083.1 | 6941.8 | 6877.2 |
| 52.5° | 7581.9 | 7622.7 | 7782.8 | 7857.7 | 7672.1 | 7512.1 | 7667.0 | 7849.1 | 7736.8 | 7549.5 | 7462.7 |
| 55° | 8150.4 | 8191.3 | 8426.2 | 8674.7 | 8666.2 | 8555.6 | 8633.9 | 8637.3 | 8332.6 | 8022.8 | 7930.9 |
| 57.5° | 8273.0 | 8313.9 | 8761.6 | 9411.8 | 9871.4 | 9999.1 | 9769.3 | 9285.9 | 8518.1 | 7975.1 | 7871.3 |
| 60° | 7619.3 | 7665.3 | 8376.8 | 9565.0 | 11076.6 | 11929.5 | 10870.7 | 9272.2 | 7944.5 | 7209.1 | 7110.4 |
| 62.5° | 5903.5 | 5952.8 | 6909.5 | 8693.5 | 11563.5 | 13861.5 | 11190.7 | 8296.8 | 6535.0 | 5603.9 | 5517.0 |
| 65° | 2819.0 | 2819.0 | 4034.4 | 6235.4 | 10593.2 | 13815.6 | 10264.7 | 6138.4 | 3933.9 | 3021.5 | 2946.6 |
| 67.5° | 697.9 | 701.3 | 1038.4 | 2427.4 | 7205.7 | 11025.6 | 7323.1 | 2946.6 | 1385.6 | 980.5 | 955.0 |
| 70° | 435.8 | 434.1 | 481.7 | 657.1 | 2521.1 | 6691.6 | 2994.3 | 888.6 | 563.4 | 497.1 | 493.7 |
| 72.5° | 338.8 | 338.8 | 362.6 | 420.5 | 660.5 | 2279.3 | 873.3 | 493.7 | 408.5 | 367.7 | 367.7 |
| 75° | 267.3 | 267.3 | 284.3 | 314.9 | 389.8 | 587.3 | 464.7 | 366.0 | 316.6 | 289.4 | 286.0 |
| 77.5° | 199.2 | 202.6 | 216.2 | 236.6 | 265.6 | 330.2 | 294.5 | 275.8 | 246.8 | 226.4 | 219.6 |
| 80° | 129.4 | 134.5 | 151.5 | 163.4 | 173.6 | 217.9 | 192.4 | 200.9 | 187.2 | 163.4 | 160.0 |
| 82.5° | 69.8 | 71.5 | 91.9 | 95.3 | 98.7 | 119.2 | 122.6 | 127.7 | 132.8 | 103.8 | 97.0 |
| 85° | 25.5 | 25.5 | 30.6 | 35.7 | 39.2 | 42.6 | 57.9 | 71.5 | 74.9 | 59.6 | 57.9 |
| 87.5° | 5.1 | 5.1 | 5.1 | 3.4 | 3.4 | 3.4 | 10.2 | 18.7 | 30.6 | 23.8 | 23.8 |
| 90° | 0.0 | 0.0 | 0.0 | 0.0 | 0.0 | 0.0 | 0.0 | 0.0 | 0.0 | 0.0 | 0.0 |

Signify Classified - Internal
Cooper Lighting Solutions Photometric Lab
1121 Highway 74 South
Peachtree City, GA 30269



LM-79-2008: Approved Method: Electrical and Photometric Measurements of Solid-
State Lighting Products

Report Prepared for

Cooper Lighting Solutions

McGRAW-EDISON

Report Number: SP1-1908-441-1-R4

Test Date: 08/20/2019

Luminaire Tested: SA1C-727-U-5WQ

Test Information

Test Method: LM-79-2008
 Report Number: SP1-1908-441-1-R4
 Test Lab: COOPER LIGHTING SOLUTIONS
 Photometer: SP1 - 76IN SPHERE
 Measurement Geometry: 4π
 Issue Date: 10/28/2024
 Manufacturer: COOPER LIGHTING SOLUTIONS
 Product Line: McGRAW-EDISON
 Catalog Number: **SA1C-727-U-5WQ**
 Description: McGRAW EDISON ROADWAY AND AREA LUMINAIRE

THIS IS A REVISION OF SP1-1908-441-1-R3. TO UPDATE THE CATALOG NUMBER.TESTED IN
 SITU. (1) 70 CRI, 2700K, 1050MA LIGHTSQUARE WITH 16 LEDS AND TYPE V WIDE OPTICS.

Spectral Parameters

CCT (K): 2741
 CIE u': 0.2605
 CIE v': 0.5272
 Duv: 0.0005
 CIE x: 0.4573
 CIE y: 0.4113
 CIE z: 0.1313
 Peak Wavelength (nm): 602
 Dominant Wavelength (nm): 583
 Purity: 61.2

| | | | |
|-----------|------|------|-------|
| CRI (Ra): | 71.5 | | |
| R1: | 69.2 | R9: | -16.1 |
| R2: | 79.4 | R10: | 51.4 |
| R3: | 87.8 | R11: | 63.1 |
| R4: | 69.4 | R12: | 42.0 |
| R5: | 66.4 | R13: | 70.2 |
| R6: | 69.8 | R14: | 92.4 |
| R7: | 79.8 | | |
| R8: | 50.1 | | |

Rf: 69.9
 Rg: 98.3



Test Conditions

Stabilization Time: 56M
 Operation Time: 12H
 Room Temperature (°C) / RH%: 25.3./42%
 Sphere Temperature (°C): 25.7

REPORT NUMBER: SP1-1908-441-1-R4

| Measurement and Test Equipment | | | |
|--------------------------------|-----------------------|------------------|----------------------|
| Instrument | Identification Number | Calibration Date | Calibration Due Date |
| Photometer | IN0058 | 6/28/2019 | 12/28/2019 |
| Power Meter | IN0071 | 12/5/2018 | 12/5/2019 |
| AC Power Source | IN0063 | 12/5/2018 | 12/5/2019 |
| DC Power Source | IN0208 | 12/5/2018 | 12/5/2019 |
| Sphere Thermometer | IN0085 | 12/5/2018 | 12/5/2019 |
| Room Thermometer | IN0046 | 12/5/2018 | 12/5/2019 |

REPORT NUMBER: SP1-1908-441-1-R4

CIE 1931 Chromaticity Diagram



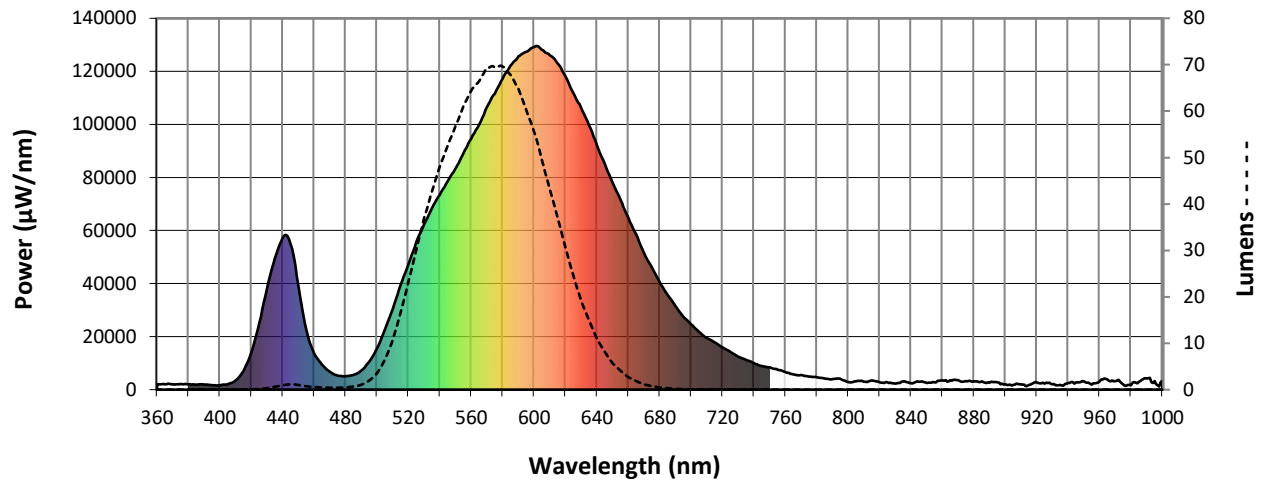
CIE 1931 Chromaticity Diagram with 2017 ANSI 7-Step and 4-Step Quadrangles



Point lies inside the ANSI 2700K 4-step quadrangle

REPORT NUMBER: SP1-1908-441-1-R4

Photopic Flux vs. Wavelength



Photopic Lumens: 6211.7

| λ (nm) | Power ($\mu\text{W}/\text{nm}$) | Lumens (ϕ/nm) | λ (nm) | Power ($\mu\text{W}/\text{nm}$) | Lumens (ϕ/nm) | λ (nm) | Power ($\mu\text{W}/\text{nm}$) | Lumens (ϕ/nm) | λ (nm) | Power ($\mu\text{W}/\text{nm}$) | Lumens (ϕ/nm) | λ (nm) | Power ($\mu\text{W}/\text{nm}$) | Lumens (ϕ/nm) |
|----------------|-----------------------------------|-----------------------------|----------------|-----------------------------------|-----------------------------|----------------|-----------------------------------|-----------------------------|----------------|-----------------------------------|-----------------------------|----------------|-----------------------------------|-----------------------------|
| 360 | 2044 | 0.0 | 490 | 7179 | 1.0 | 620 | 118034 | 30.7 | 750 | 8362 | 0.0 | 880 | 3128 | 0.0 |
| 365 | 2016 | 0.0 | 495 | 10476 | 1.9 | 625 | 111884 | 24.7 | 755 | 7635 | 0.0 | 885 | 3110 | 0.0 |
| 370 | 2020 | 0.0 | 500 | 15549 | 3.4 | 630 | 106119 | 19.2 | 760 | 6582 | 0.0 | 890 | 2632 | 0.0 |
| 375 | 2137 | 0.0 | 505 | 22477 | 6.3 | 635 | 99706 | 15.0 | 765 | 5777 | 0.0 | 895 | 2709 | 0.0 |
| 380 | 2046 | 0.0 | 510 | 30417 | 10.4 | 640 | 92142 | 11.0 | 770 | 5474 | 0.0 | 900 | 2016 | 0.0 |
| 385 | 1925 | 0.0 | 515 | 39274 | 16.3 | 645 | 84987 | 8.2 | 775 | 4977 | 0.0 | 905 | 1748 | 0.0 |
| 390 | 1893 | 0.0 | 520 | 47282 | 22.9 | 650 | 78016 | 5.7 | 780 | 4723 | 0.0 | 910 | 2046 | 0.0 |
| 395 | 1695 | 0.0 | 525 | 55413 | 29.7 | 655 | 71541 | 4.1 | 785 | 4219 | 0.0 | 915 | 1844 | 0.0 |
| 400 | 1633 | 0.0 | 530 | 62377 | 36.7 | 660 | 64863 | 2.7 | 790 | 3969 | 0.0 | 920 | 2734 | 0.0 |
| 405 | 2065 | 0.0 | 535 | 68520 | 42.5 | 665 | 58485 | 1.9 | 795 | 4122 | 0.0 | 925 | 2307 | 0.0 |
| 410 | 3449 | 0.0 | 540 | 73435 | 47.8 | 670 | 51641 | 1.1 | 800 | 2864 | 0.0 | 930 | 2039 | 0.0 |
| 415 | 7117 | 0.0 | 545 | 78677 | 52.4 | 675 | 46030 | 0.8 | 805 | 3151 | 0.0 | 935 | 1784 | 0.0 |
| 420 | 13992 | 0.0 | 550 | 83331 | 56.6 | 680 | 40590 | 0.5 | 810 | 3022 | 0.0 | 940 | 2464 | 0.0 |
| 425 | 25176 | 0.1 | 555 | 89120 | 60.9 | 685 | 35691 | 0.3 | 815 | 3471 | 0.0 | 945 | 2794 | 0.0 |
| 430 | 38151 | 0.3 | 560 | 94613 | 64.3 | 690 | 31631 | 0.2 | 820 | 2749 | 0.0 | 950 | 3090 | 0.0 |
| 435 | 49673 | 0.6 | 565 | 99818 | 66.4 | 695 | 27437 | 0.1 | 825 | 2729 | 0.0 | 955 | 1866 | 0.0 |
| 440 | 57273 | 0.9 | 570 | 106526 | 69.3 | 700 | 24589 | 0.1 | 830 | 2282 | 0.0 | 960 | 3110 | 0.0 |
| 445 | 54802 | 1.1 | 575 | 111610 | 69.4 | 705 | 21832 | 0.0 | 835 | 3140 | 0.0 | 965 | 3880 | 0.0 |
| 450 | 39184 | 1.0 | 580 | 117163 | 69.6 | 710 | 19500 | 0.0 | 840 | 2365 | 0.0 | 970 | 3243 | 0.0 |
| 455 | 22506 | 0.8 | 585 | 122201 | 67.9 | 715 | 17870 | 0.0 | 845 | 3024 | 0.0 | 975 | 2014 | 0.0 |
| 460 | 13692 | 0.6 | 590 | 125662 | 65.0 | 720 | 15924 | 0.0 | 850 | 2510 | 0.0 | 980 | 1688 | 0.0 |
| 465 | 9446 | 0.5 | 595 | 127415 | 60.4 | 725 | 14268 | 0.0 | 855 | 2739 | 0.0 | 985 | 2827 | 0.0 |
| 470 | 6698 | 0.4 | 600 | 129155 | 55.7 | 730 | 12438 | 0.0 | 860 | 3515 | 0.0 | 990 | 4172 | 0.0 |
| 475 | 5328 | 0.4 | 605 | 128057 | 49.6 | 735 | 11255 | 0.0 | 865 | 3600 | 0.0 | 995 | 3177 | 0.0 |
| 480 | 5081 | 0.5 | 610 | 126031 | 43.3 | 740 | 9951 | 0.0 | 870 | 3609 | 0.0 | 1000 | 3241 | 0.0 |
| 485 | 5579 | 0.7 | 615 | 123059 | 37.1 | 745 | 8870 | 0.0 | 875 | 3208 | 0.0 | | | |

REPORT NUMBER: SP1-1908-441-1-R4

Scotopic Flux vs. Wavelength



Scotopic Lumens: 6474.3

S/P: 1.04

| λ (nm) | Power (µW/nm) | Lumens (φ/nm) | λ (nm) | Power (µW/nm) | Lumens (φ/nm) | λ (nm) | Power (µW/nm) | Lumens (φ/nm) | λ (nm) | Power (µW/nm) | Lumens (φ/nm) | λ (nm) | Power (µW/nm) | Lumens (φ/nm) |
|--------|---------------|---------------|--------|---------------|---------------|--------|---------------|---------------|--------|---------------|---------------|--------|---------------|---------------|
| 360 | 2044 | 0.0 | 490 | 7179 | 6.0 | 620 | 118034 | 0.1 | 750 | 8362 | 0.0 | 880 | 3128 | 0.0 |
| 365 | 2016 | 0.0 | 495 | 10476 | 8.6 | 625 | 111884 | 0.1 | 755 | 7635 | 0.0 | 885 | 3110 | 0.0 |
| 370 | 2020 | 0.0 | 500 | 15549 | 12.5 | 630 | 106119 | 0.0 | 760 | 6582 | 0.0 | 890 | 2632 | 0.0 |
| 375 | 2137 | 0.0 | 505 | 22477 | 17.3 | 635 | 99706 | 0.0 | 765 | 5777 | 0.0 | 895 | 2709 | 0.0 |
| 380 | 2046 | 0.0 | 510 | 30417 | 21.8 | 640 | 92142 | 0.0 | 770 | 5474 | 0.0 | 900 | 2016 | 0.0 |
| 385 | 1925 | 0.0 | 515 | 39274 | 25.7 | 645 | 84987 | 0.0 | 775 | 4977 | 0.0 | 905 | 1748 | 0.0 |
| 390 | 1893 | 0.0 | 520 | 47282 | 27.5 | 650 | 78016 | 0.0 | 780 | 4723 | 0.0 | 910 | 2046 | 0.0 |
| 395 | 1695 | 0.0 | 525 | 55413 | 28.1 | 655 | 71541 | 0.0 | 785 | 4219 | 0.0 | 915 | 1844 | 0.0 |
| 400 | 1633 | 0.0 | 530 | 62377 | 27.0 | 660 | 64863 | 0.0 | 790 | 3969 | 0.0 | 920 | 2734 | 0.0 |
| 405 | 2065 | 0.0 | 535 | 68520 | 24.7 | 665 | 58485 | 0.0 | 795 | 4122 | 0.0 | 925 | 2307 | 0.0 |
| 410 | 3449 | 0.1 | 540 | 73435 | 21.5 | 670 | 51641 | 0.0 | 800 | 2864 | 0.0 | 930 | 2039 | 0.0 |
| 415 | 7117 | 0.5 | 545 | 78677 | 18.3 | 675 | 46030 | 0.0 | 805 | 3151 | 0.0 | 935 | 1784 | 0.0 |
| 420 | 13992 | 1.6 | 550 | 83331 | 15.0 | 680 | 40590 | 0.0 | 810 | 3022 | 0.0 | 940 | 2464 | 0.0 |
| 425 | 25176 | 3.9 | 555 | 89120 | 12.0 | 685 | 35691 | 0.0 | 815 | 3471 | 0.0 | 945 | 2794 | 0.0 |
| 430 | 38151 | 8.1 | 560 | 94613 | 9.3 | 690 | 31631 | 0.0 | 820 | 2749 | 0.0 | 950 | 3090 | 0.0 |
| 435 | 49673 | 13.3 | 565 | 99818 | 7.0 | 695 | 27437 | 0.0 | 825 | 2729 | 0.0 | 955 | 1866 | 0.0 |
| 440 | 57273 | 19.1 | 570 | 106526 | 5.2 | 700 | 24589 | 0.0 | 830 | 2282 | 0.0 | 960 | 3110 | 0.0 |
| 445 | 54802 | 21.6 | 575 | 111610 | 3.7 | 705 | 21832 | 0.0 | 835 | 3140 | 0.0 | 965 | 3880 | 0.0 |
| 450 | 39184 | 18.1 | 580 | 117163 | 2.6 | 710 | 19500 | 0.0 | 840 | 2365 | 0.0 | 970 | 3243 | 0.0 |
| 455 | 22506 | 11.8 | 585 | 122201 | 1.8 | 715 | 17870 | 0.0 | 845 | 3024 | 0.0 | 975 | 2014 | 0.0 |
| 460 | 13692 | 8.1 | 590 | 125662 | 1.2 | 720 | 15924 | 0.0 | 850 | 2510 | 0.0 | 980 | 1688 | 0.0 |
| 465 | 9446 | 6.2 | 595 | 127415 | 0.8 | 725 | 14268 | 0.0 | 855 | 2739 | 0.0 | 985 | 2827 | 0.0 |
| 470 | 6698 | 4.8 | 600 | 129155 | 0.5 | 730 | 12438 | 0.0 | 860 | 3515 | 0.0 | 990 | 4172 | 0.0 |
| 475 | 5328 | 4.1 | 605 | 128057 | 0.4 | 735 | 11255 | 0.0 | 865 | 3600 | 0.0 | 995 | 3177 | 0.0 |
| 480 | 5081 | 4.1 | 610 | 126031 | 0.2 | 740 | 9951 | 0.0 | 870 | 3609 | 0.0 | 1000 | 3241 | 0.0 |
| 485 | 5579 | 4.6 | 615 | 123059 | 0.1 | 745 | 8870 | 0.0 | 875 | 3208 | 0.0 | | | |

REPORT NUMBER: SP1-1908-441-1-R4

Melanopic Flux vs. Wavelength



Melanopic Lumens: 2145.7 M/P: 0.35

| λ (nm) | Power ($\mu\text{W}/\text{nm}$) | Lumens (ϕ/nm) | λ (nm) | Power ($\mu\text{W}/\text{nm}$) | Lumens (ϕ/nm) | λ (nm) | Power ($\mu\text{W}/\text{nm}$) | Lumens (ϕ/nm) | λ (nm) | Power ($\mu\text{W}/\text{nm}$) | Lumens (ϕ/nm) | λ (nm) | Power ($\mu\text{W}/\text{nm}$) | Lumens (ϕ/nm) |
|----------------|-----------------------------------|-----------------------------|----------------|-----------------------------------|-----------------------------|----------------|-----------------------------------|-----------------------------|----------------|-----------------------------------|-----------------------------|----------------|-----------------------------------|-----------------------------|
| 360 | 2044 | 0.0 | 490 | 7179 | 11.1 | 620 | 118034 | 1.5 | 750 | 8362 | 0.0 | 880 | 3128 | 0.0 |
| 365 | 2016 | 0.0 | 495 | 10476 | 16.9 | 625 | 111884 | 0.9 | 755 | 7635 | 0.0 | 885 | 3110 | 0.0 |
| 370 | 2020 | 0.0 | 500 | 15549 | 26.0 | 630 | 106119 | 0.6 | 760 | 6582 | 0.0 | 890 | 2632 | 0.0 |
| 375 | 2137 | 0.0 | 505 | 22477 | 38.2 | 635 | 99706 | 0.4 | 765 | 5777 | 0.0 | 895 | 2709 | 0.0 |
| 380 | 2046 | 0.0 | 510 | 30417 | 51.6 | 640 | 92142 | 0.2 | 770 | 5474 | 0.0 | 900 | 2016 | 0.0 |
| 385 | 1925 | 0.0 | 515 | 39274 | 65.1 | 645 | 84987 | 0.1 | 775 | 4977 | 0.0 | 905 | 1748 | 0.0 |
| 390 | 1893 | 0.0 | 520 | 47282 | 75.2 | 650 | 78016 | 0.1 | 780 | 4723 | 0.0 | 910 | 2046 | 0.0 |
| 395 | 1695 | 0.0 | 525 | 55413 | 82.9 | 655 | 71541 | 0.1 | 785 | 4219 | 0.0 | 915 | 1844 | 0.0 |
| 400 | 1633 | 0.0 | 530 | 62377 | 86.0 | 660 | 64863 | 0.0 | 790 | 3969 | 0.0 | 920 | 2734 | 0.0 |
| 405 | 2065 | 0.1 | 535 | 68520 | 85.4 | 665 | 58485 | 0.0 | 795 | 4122 | 0.0 | 925 | 2307 | 0.0 |
| 410 | 3449 | 0.2 | 540 | 73435 | 81.1 | 670 | 51641 | 0.0 | 800 | 2864 | 0.0 | 930 | 2039 | 0.0 |
| 415 | 7117 | 0.7 | 545 | 78677 | 75.4 | 675 | 46030 | 0.0 | 805 | 3151 | 0.0 | 935 | 1784 | 0.0 |
| 420 | 13992 | 2.3 | 550 | 83331 | 68.1 | 680 | 40590 | 0.0 | 810 | 3022 | 0.0 | 940 | 2464 | 0.0 |
| 425 | 25176 | 6.2 | 555 | 89120 | 60.9 | 685 | 35691 | 0.0 | 815 | 3471 | 0.0 | 945 | 2794 | 0.0 |
| 430 | 38151 | 13.0 | 560 | 94613 | 52.9 | 690 | 31631 | 0.0 | 820 | 2749 | 0.0 | 950 | 3090 | 0.0 |
| 435 | 49673 | 22.2 | 565 | 99818 | 44.8 | 695 | 27437 | 0.0 | 825 | 2729 | 0.0 | 955 | 1866 | 0.0 |
| 440 | 57273 | 32.0 | 570 | 106526 | 37.6 | 700 | 24589 | 0.0 | 830 | 2282 | 0.0 | 960 | 3110 | 0.0 |
| 445 | 54802 | 36.7 | 575 | 111610 | 30.4 | 705 | 21832 | 0.0 | 835 | 3140 | 0.0 | 965 | 3880 | 0.0 |
| 450 | 39184 | 30.4 | 580 | 117163 | 24.1 | 710 | 19500 | 0.0 | 840 | 2365 | 0.0 | 970 | 3243 | 0.0 |
| 455 | 22506 | 19.7 | 585 | 122201 | 18.7 | 715 | 17870 | 0.0 | 845 | 3024 | 0.0 | 975 | 2014 | 0.0 |
| 460 | 13692 | 13.2 | 590 | 125662 | 14.0 | 720 | 15924 | 0.0 | 850 | 2510 | 0.0 | 980 | 1688 | 0.0 |
| 465 | 9446 | 10.0 | 595 | 127415 | 10.2 | 725 | 14268 | 0.0 | 855 | 2739 | 0.0 | 985 | 2827 | 0.0 |
| 470 | 6698 | 7.7 | 600 | 129155 | 7.3 | 730 | 12438 | 0.0 | 860 | 3515 | 0.0 | 990 | 4172 | 0.0 |
| 475 | 5328 | 6.7 | 605 | 128057 | 5.0 | 735 | 11255 | 0.0 | 865 | 3600 | 0.0 | 995 | 3177 | 0.0 |
| 480 | 5081 | 6.9 | 610 | 126031 | 3.4 | 740 | 9951 | 0.0 | 870 | 3609 | 0.0 | 1000 | 3241 | 0.0 |
| 485 | 5579 | 8.1 | 615 | 123059 | 2.3 | 745 | 8870 | 0.0 | 875 | 3208 | 0.0 | | | |

REPORT NUMBER: SP1-1908-441-1-R4

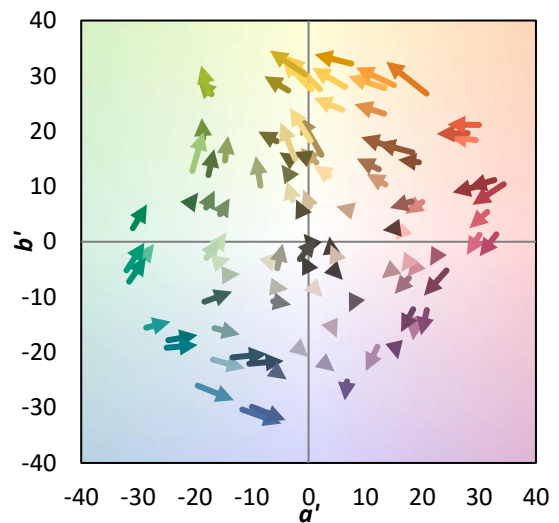
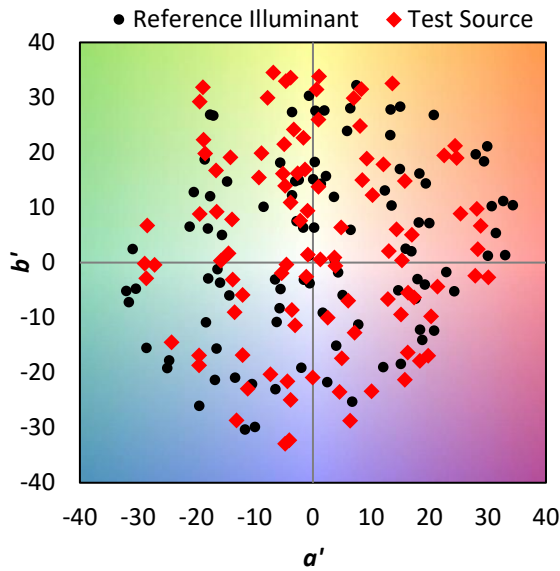
TM-30-18

Summary

$R_f = 69.9$
 $R_g = 98.3$
 CIE $R_a = 71.5$
 $R_g = -16.1$



Color Vector Graphics



REPORT NUMBER: SP1-1908-441-1-R4

TM-30-18

Individual Sample Fidelity Index ($R_{f,i}$)

| | | | |
|------------|------------|------------|------------|
| CES01 = 86 | CES26 = 54 | CES51 = 77 | CES76 = 48 |
| CES02 = 63 | CES27 = 74 | CES52 = 80 | CES77 = 75 |
| CES03 = 31 | CES28 = 80 | CES53 = 66 | CES78 = 56 |
| CES04 = 71 | CES29 = 44 | CES54 = 77 | CES79 = 81 |
| CES05 = 50 | CES30 = 46 | CES55 = 74 | CES80 = 80 |
| CES06 = 52 | CES31 = 50 | CES56 = 63 | CES81 = 73 |
| CES07 = 42 | CES32 = 49 | CES57 = 60 | CES82 = 91 |
| CES08 = 41 | CES33 = 53 | CES58 = 63 | CES83 = 84 |
| CES09 = 29 | CES34 = 66 | CES59 = 85 | CES84 = 90 |
| CES10 = 77 | CES35 = 82 | CES60 = 89 | CES85 = 87 |
| CES11 = 60 | CES36 = 78 | CES61 = 85 | CES86 = 65 |
| CES12 = 66 | CES37 = 75 | CES62 = 69 | CES87 = 78 |
| CES13 = 43 | CES38 = 53 | CES63 = 68 | CES88 = 73 |
| CES14 = 74 | CES39 = 91 | CES64 = 68 | CES89 = 68 |
| CES15 = 71 | CES40 = 85 | CES65 = 65 | CES90 = 68 |
| CES16 = 48 | CES41 = 76 | CES66 = 62 | CES91 = 91 |
| CES17 = 50 | CES42 = 76 | CES67 = 60 | CES92 = 71 |
| CES18 = 57 | CES43 = 65 | CES68 = 68 | CES93 = 82 |
| CES19 = 73 | CES44 = 98 | CES69 = 77 | CES94 = 57 |
| CES20 = 67 | CES45 = 75 | CES70 = 60 | CES95 = 78 |
| CES21 = 88 | CES46 = 70 | CES71 = 57 | CES96 = 80 |
| CES22 = 80 | CES47 = 63 | CES72 = 86 | CES97 = 79 |
| CES23 = 92 | CES48 = 51 | CES73 = 52 | CES98 = 71 |
| CES24 = 91 | CES49 = 68 | CES74 = 90 | CES99 = 64 |
| CES25 = 73 | CES50 = 77 | CES75 = 58 | |



REPORT NUMBER: SP1-1908-441-1-R4

TM-30-18

Color Rendition by Hue-Angle Bin



REPORT NUMBER: SP1-1908-441-1-R4

TM-30-18

Measure Comparisons



(END OF REPORT)